


# Standard Area Diagrams

## Gray Leaf Spot of Corn

Paul Esker, UW-Extension Plant Pathologist




5%




25%




10%



35%



15%



50%



Contact Info, Email: [pde@plantpath.wisc.edu](mailto:pde@plantpath.wisc.edu)  
Websites: <http://www.uwex.edu/ces/croppathology>  
<http://thesoyreport.blogspot.com>

Images Created Using: Severity.Pro v3.0, F. W. Nutter, Jr. Iowa State University. 2009

