

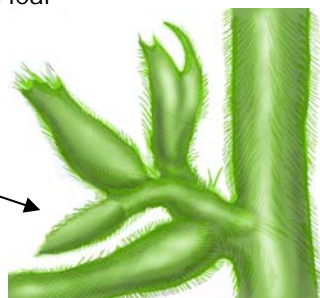
Identifying soybean growth stages –

Begin scouting for soybean rust by the reproductive (R) stages. The growth stages can overlap; consider that a growth stage begins when 50% or more of the plants are in or beyond that stage. A node is a part of the stem where a leaf is attached.

Pod development- R3 and R4

R3- Beginning pod-(5-15 days)

Pods are $\frac{3}{16}$ inch at one of the four uppermost nodes with a fully developed leaf



R4-Full pod –(4-26 days) pods are $\frac{3}{4}$ inch at one of the four uppermost nodes on a main stem with a fully developed leaf. This stage is the most critical for soybean yield.



Bloom stages- R1 and R2

R1-Beginning bloom – (1-7 days) plants have at least one open flower at any node




R2-Full bloom-(5-15 days) an open flower at one of the two uppermost nodes of the main stem

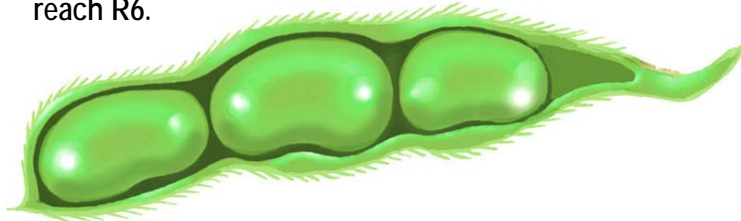


Seed development- R5-R6

R5-Beginning seed-(11-20 days) seed is $\frac{1}{8}$ inch long in the pod at one of the four uppermost nodes on the main stem.



R6-Full seed –(9-30 days) pod containing a green seed that fills the pod capacity at one of the four uppermost nodes on the main stem –**stop scouting when soybeans reach R6.**



Maturity R7-R8

R7-Beginning maturity (7-18 days) One normal pod on the main stem has reached its mature pod color.

R-8 Full maturity 95% of pods have turned their mature color (tan or brown).